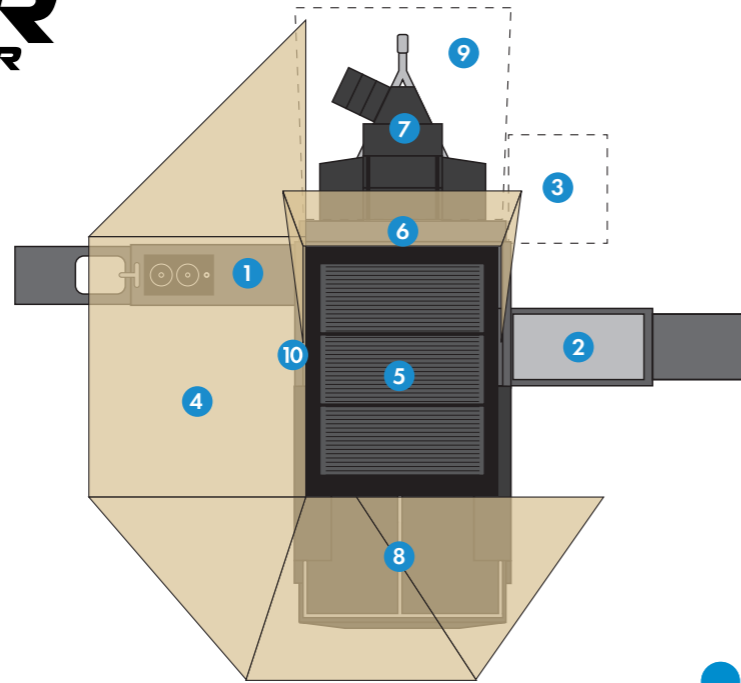


XPLORER TOY HAULER

- 1 Slide out kitchen and modular pantry
- 2 Fridge slide with prep bench
- 3 Shower tent
- 4 270° awning
- 5 3x 170w solar panels
- 6 Dual lift rooftop tent
- 7 Walk up front stairs
- 8 Deck with 24 tie down points
- 9 Tropical roof
- 10 12v electrical control box



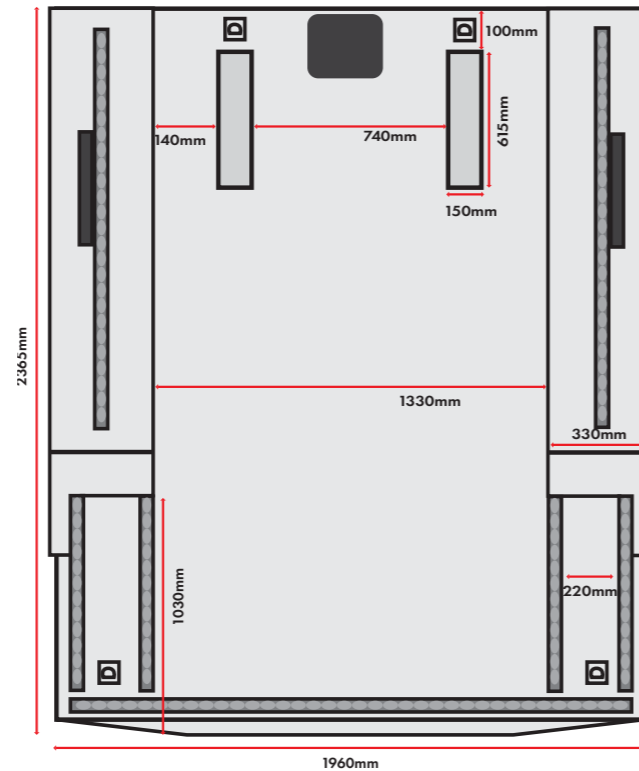
FEATURES

- 150L water tank
- 16" Wheels and 265/75 R16 MT tyres
- 12" hubs with Electric brakes PCD 6x139.7
- 2x Aluminum loading ramps
- 1900L Storage space
- Full sized hot-dip galvanized steel chassis (150mm x 50mm x 3mm)
- Aluminum constructed body, steel front steps
- Alko 360 50mm ball hitch
- Heavy-duty tandem independent big-bore gas shocks with coil springs and air bags (front only).
- Heavy-duty paint finish: Shale grey electro coated hammertone
- 9kg gas bottle holder
- 2x 20L jerry can holders
- Hardkorr 270° free standing awning
- Hardkorr Queen-sized dual lift rooftop tent with 140mm memory foam mattress with integrated lighting and 12v outlets
- Hardkorr shower tent
- Fridge slide with slide out prep bench
- Modular camp pantry with slide out kitchen with hot and cold water plumbing to sink (when shower unit hooked up)

ELECTRICAL

- Hardkorr 40a DCDC Charger
- Hardkorr 25a AC Charger
- Hardkorr 3000w Inverter
- 2x 135ah Hardkorr Lithium Batteries (with provision for 1 extra)
- 3x 170w Hardkorr solar panels
- Hardkorr tri-colour LED lighting
- 12v control board with 2x 50a anderson ports, 240v sockets & USB outlets and battery monitor
- Induction cooktop
- 6500lb winch
- 240v mains connection

REAR DECK DIMENSIONS



SLEEPS:



HEAD TO WEBSITE
FOR FULL LIST OF
SPECIFICATIONS

@HARDKORRCAMPERS
HARDKORRCAMPERS.COM.AU



HKC

ALUMINIUM
BODY



INDUCTION
COOKING



LITHIUM
POWERED



INTEGRATED
STAIRCASE

5MINS ONE PERSON
EASY SETUP

XPLORER TOY HAULER

*All weights and specifications are approximate and are based off pre-production model. specifications may vary. ACCESSORIES ARE NOT INCLUDED.



BRING THE TOYS

Crafted from the ground up, the revolutionary Xplorer Toy Hauler is a compact camper that combines the popular features of our Xplorer range with the ability to transport an ATV or up to three bikes. Its nimble size makes it easy to navigate tight tracks and reach remote destinations.



500MM
GROUND
CLEARANCE

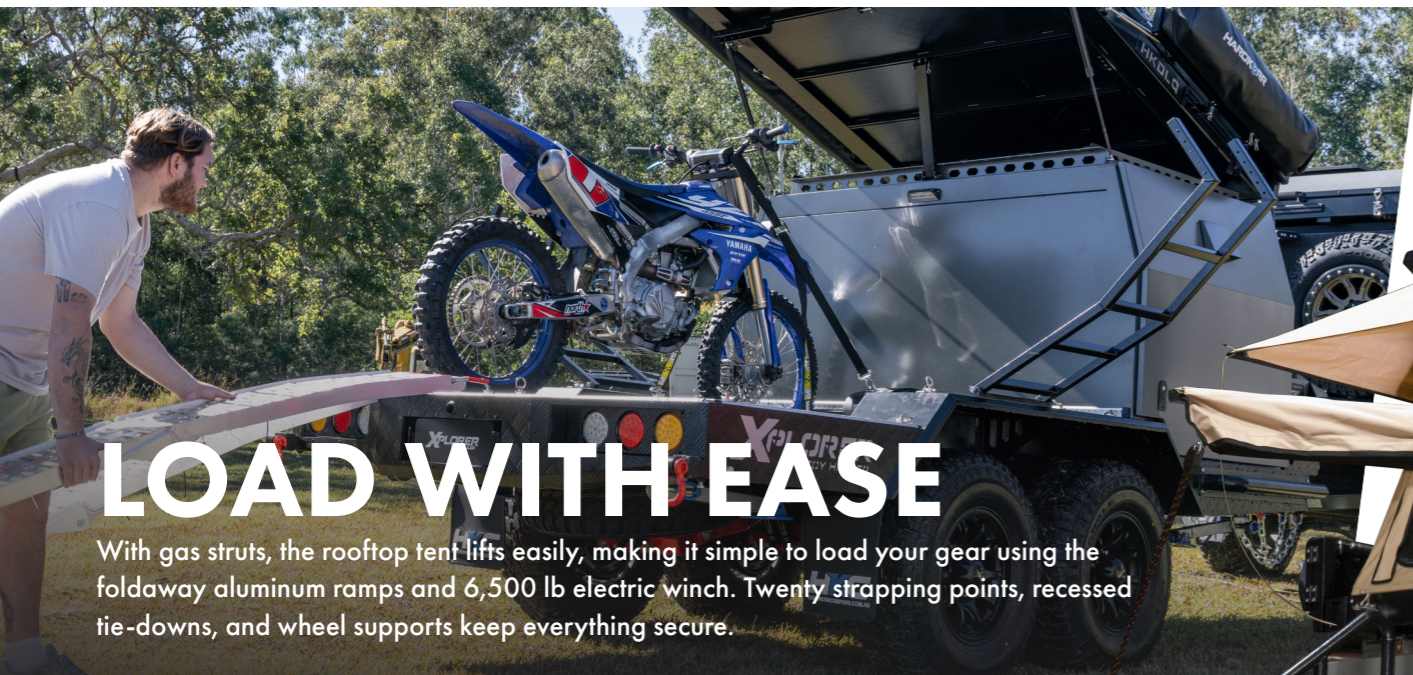
1800KG
TARE
WEIGHT (DRY)

2745KG
GTM
WEIGHT

3000KG
ATM
WEIGHT

200KG
BALL
WEIGHT
(depending on configuration)

TOY HAULER



LOAD WITH EASE

With gas struts, the rooftop tent lifts easily, making it simple to load your gear using the foldaway aluminum ramps and 6,500 lb electric winch. Twenty strapping points, recessed tie-downs, and wheel supports keep everything secure.



ROOFTOP & AWNING

Our Dual Lift Premium Rooftop Tent offers a 140mm memory foam mattress, integrated power and lighting, and the convenience of leaving your bedding inside, ready to go. Paired with the 270° freestanding awning, you'll have extra living space set up in under a minute, complete with inbuilt Hardkorr bi-colour lighting.

POWER

Upgraded power now standard, featuring dual 135Ah lithium batteries, three 170W solar panels, 40a DCDC charger, dual 240v GPOs, 2x 50a anderson outlet for Hardkorr ready cooking and a powerful 3000W inverter.

KITCHEN

Collapsible sink, 12v water pump with hot and cold plumbing, induction cooktop, utensil drawer, modular pantry, and large prep-bench (plus another on fridge slide) It's everything you need to cook up a storm with ease.

WALK UP FRONT STAIRS

Say goodbye to ladders! The Xplorer's patented walk-up front staircase makes access safe, quick, and easy for everyone. This game-changing design sets a new standard in outdoor comfort and convenience.

TANDEM OFFROAD SUSPENSION

Our ultimate off-road suspension combines tandem independent coil springs with airbags technology. Delivering a smoother, more controlled, towing experience - no matter how tough the terrain.