



XPLORER 2.3 FAMILY

The HKC Xplorer now sleeps up to 4 adults with two spacious queen-size beds, an electric-opening air-lift tent, and induction cooktop for quick setup and cooking ease. With setup and pack-down in under ten minutes, plus a patent-pending integrated staircase, it offers effortless access for users of all ages and abilities.



LIFE WITHOUT LIMITS

XPLORER 2.3 FAMILY



READY FOR ANYTHING

Whether you're heading out bush or to the beach, the Xplorer camper trailer will get you there and back without missing a beat.

Boasting a full 150mm x 50mm x 3mm hot dipped galvanised chassis, 265/75 R16 mud-terrain tyres (including two full-sized spares), dual independent big bore gas shocks and heavy-duty wheel bearings, the Xplorer camper trailer will handle tough terrain with ease.

With its lightweight aluminium body, you can tow the Xplorer with basically any offroad-capable vehicle.


PREMIUM LIVING AS STANDARD



ELECTRIC OPENING TENT



TWIN QUEEN BEDS



AIR INFLATING TENT



SHOWER TENT

The Xplorer 2.3 Family comfortably fits four adults with two queen beds and a privacy divider. Setup takes under five minutes! With electronic opening and air tent, it's pretty much, press a button and watch the magic happen!

GO ANYWHERE TAKE EVERYTHING

NO MORE LADDERS

A common complaint about camper trailers with rooftop tents is that you have to use a ladder to enter and exit your tent.

With the Xplorer, the game has totally changed. It's the first camper trailer in Australia to feature a staircase integrated into the trailer itself*, making it much safer and less strenuous to access your tent.

It's one of the many clever touches which sets Hardkorr camper trailers apart from the rest.



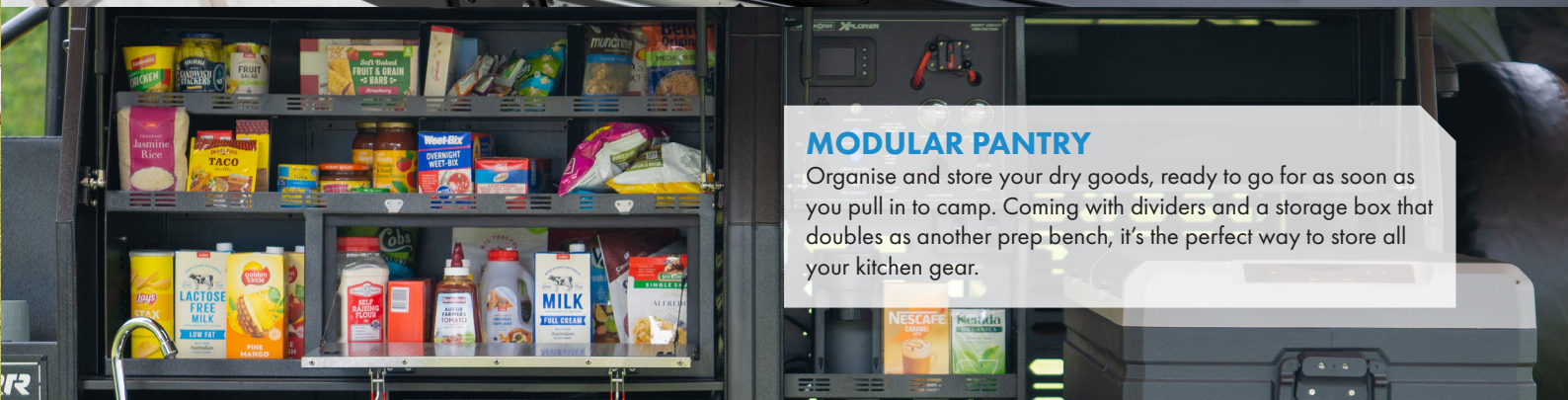
KITCHEN

Collapsible sink, induction cooktop, utensil drawer, and large prep-bench (plus another by the fridge) - it's everything you need to cook up a storm.



MODULAR PANTRY

Organise and store your dry goods, ready to go for as soon as you pull in to camp. Coming with dividers and a storage box that doubles as another prep bench, it's the perfect way to store all your kitchen gear.



POWER

Upgraded power now standard in the 2.3F, featuring dual 135Ah lithium batteries, 50a anderson for Hardkorr ready cooking and a powerful 3000W inverter.



FEATURES:

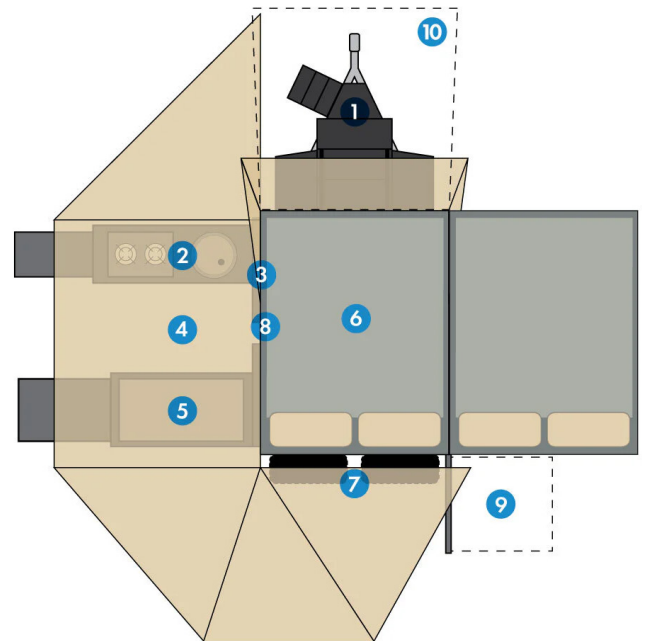
- BODY:** Gullwing doors with heavy-duty gas struts, lockable compression door locks, automotive rubber weather seals, 4 x stabiliser legs
- STORAGE:** Space for 2 x 20L jerry cans, 1 x 9kg gas, up to 115L fridge slide, 170L water storage (100L front, 70L rear) and more
- 12V POWER:** 2 x 12v cig points, 2 x USB ports, LED lights under gullwing doors, Hardkorr 40a DC/DC, Hardkorr 3000W AC-switching inverter, 2 x 135 lithium batteries, Hardkorr 12v lights, battery monitor, 50a Anderson plug in control box, 240v optional
- AWNING:** Hardkorr 270° awning with inbuilt Bi-Colour lighting
- TRIM:** Black alloy checkerplate on wheel guards and side rails
- STAIRCASE:** Integrated staircase to access rooftop tent
- WHEELS:** 16" alloy rims (265/75/R16) with MT tyres and 12" electric brakes
- TENT:** Electric opening and inflated by onboard air compressor. 2x Queen-size bed, with integrated LED lighting and USB ports, medium density memory foam mattress
- KITCHEN:** Includes collapsible sink, 12v water pump, prep bench, front hose connection with hot water tap, pantry serving shelf, and Induction cooktop
- SET-UP TIME:** 10 minutes 1 person

CONSTRUCTION:

- CHASSIS:** Hot-dip galvanised steel 150mm x 50mm x 3mm
- BODY:** 3mm aluminium body, steel front steps
- CAMPER HITCH:** Premium AL-KO 360° 50mm hitch
- SUSPENSION:** Heavy-duty independent big-bore gas shocks
- HUB BEARINGS:** Heavy-duty, PCD 6x139.7
- PAINT FINISH:** Electrocoated hammertone
- JOCKEY:** ARK XO 750

SPECIFICATIONS:

- TOTAL LENGTH:** 4,450mm
- TOTAL WIDTH:** 2,030mm
- TOTAL HEIGHT:** 2,300mm
- GROUND CLEARANCE:** 500mm (from water tank)
- WHEEL TRACK:** 1,640mm
- DEPARTURE ANGLE:** 25.3°
- RAMP OVER ANGLE:** 59°
- TARE WEIGHT (DRY):** 1,500kg
- ATM WEIGHT:** 2,200kg
- BALL WEIGHT:** 160kg (depending on configuration)
- WATER CAPACITY:** 100L front tank + 70L rear tank
- WHEELS & TYRES:** 265/75 R16 MT
- FRIDGE SLIDE:** Space for optional 115L fridge (with additional slide-out prep bench)
- STORAGE:** 4,100L (approximately)



*Specifications based off pre-production model. Images for illustration purposes only.

SCAN ME!

**CHECK OUT THE
XPLORER 2.3F**



LAYOUT

1. Integrated staircase
2. Modular kitchen
3. Modular pantry
4. 270 degree awning
5. Fridge slide
6. Rooftop tent
7. Dual spare wheels
8. Electrical control box
9. Shower tent
10. Stair covering